

Stratus5.1 Mattress

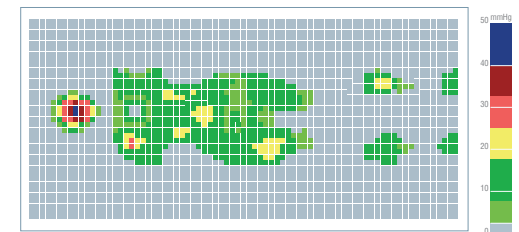


+ Mattress characteristics

Replacement mattress, designed for ulcers and sores prevention in high risk patients (grade I) according to Norton scale and to mitigate pressure ulcers up to grade II according to EPUAP.

+ General characteristics

- The mattress has 20 individual and independent cells, made of Nylon with polyurethane, closed by a hermetic system and all in transversal position.
- The four header cells always run in a static way providing rest to the patient.
- 30 minutes maximum mattress inflation time.
- RCP valve, fitted on the upper mattress area. In case of emergency, it allows to deflate the mattress in 10 seconds.
- With 8 firmness levels. Each cell is divided in two, with 7 cm. in the lower section that acts always in a static mode, preventing the contact risk between patient and bed.
- Digital control unit with visual and acoustic low pressure alarm, power failure alarm and system failure alarm, with silent mode as an option.
- Touch-pad control panel, intuitive and friendly use, with function locking button to avoid unintentional changes.
- Extremely silent control unit, equipped with two hooks that allows hanging it on the footboard, avoiding its vibrations.
- Unplugged, the mattress stands inflated for approximately 6 hour, depending on patient weight and the therapy used.
- Two-way stretch cover with full-zip away from the mattress edges to prevent patient injuries and covered with a wide flap to avoid liquid penetrations.



Gender: Male. Weight: 95kg Height: 1'76cm.



+ Therapies



Alternating:

In this mode, the cells are inflated in an alternative way, deflating one out of two cells.

It is possible to choose from cycles of 10/15/20/25 minutes.




Static:

All cells are inflated with the same firmness, which will be specified by the caregiver, depending on each patient.

This therapy can be used the time considered right by the caregiver depending on the patient conditions.

+ Modes



Max Firm:

In this mode, the mattress will be inflated uniformly at a highest pressure of 50 mmHg. for 30 minutes maximum, afterwards it will return to the original adjustment.



Fowler:

This mode has to be activated when the backrest has reach 30 degrees or more, lowering or raising certain pressure areas.

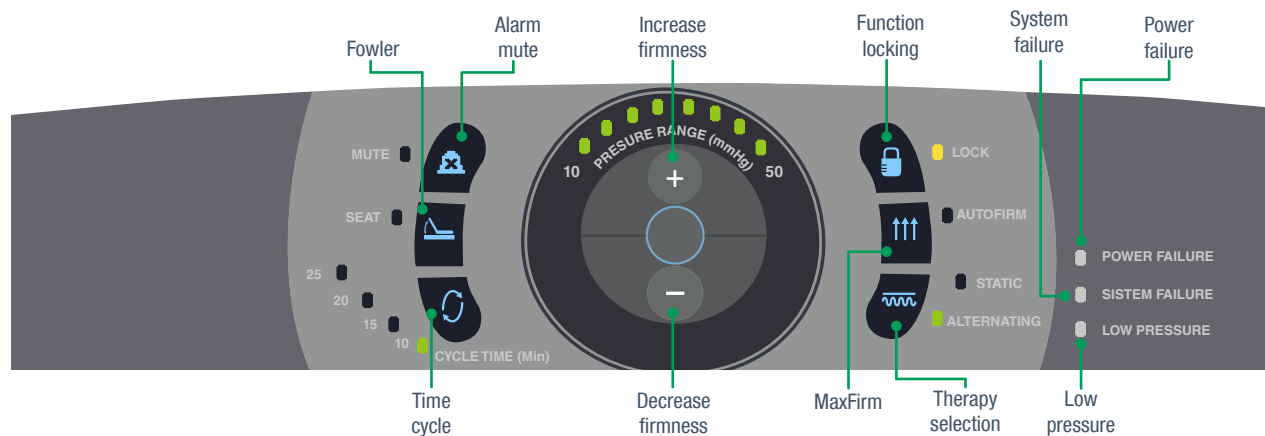
It can be used along with any other therapy position.



Low Air Loss:

This mattress has a continuous air exit through it, which favours to maintain the patient fresh and dry.

+ Control Unit



+ Technical specifications

Mattress

| | |
|------------------------------|---------------|
| Dimensions | 85x200x20 cm. |
| Weight | 8,5 Kg. |
| Pressure range | 10-50 mmHg |
| Maximum patient weight (MPW) | 250 Kg. |
| Ulceration grade (EPUAP) | III-II |

Unidad de control

| | |
|---------------------------|------------------------|
| Dimensions | 40x26x15 cm. |
| Weight | 5 Kg. |
| Noise level | 25 dB |
| Minimum air input | 12 Liters/ Minute |
| Protection grade and type | Class I/ Type BF/ IP21 |