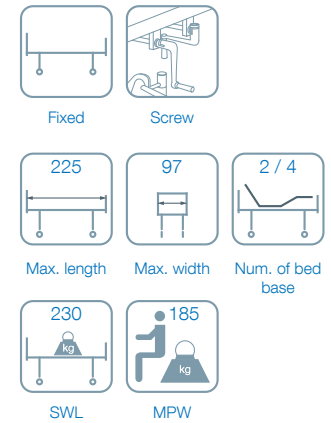



NewCareV1 Bed



Features

Complete manual hospital bed; easy and friendly use, it is seeking welfare and patient comfortability.

Some of its main characteristics are:

- Steel structure with polyester coating.
- The bed base can be divided in two sections, one fix and another mobile (backrest) that is articulated by a screw, or in four sections (backrest and thighs) by two screws.
- It has side arches for mattress retention.
- It has four supports for IV pole, support handle, Balkan frame... holding, made of thermo-plastic material. Also protection discs (placed in the bed corners), IV poles for drips and nasogastric bags, are provided on both sides of the bed.
- The bed base is formed by high resistance HPL pieces (High Pressure Laminated), removable and fireproof.
- It has an easy to remove plastic material headboard and footboard with blockage system.

- Polypropylene made side rails with grip zone and folding system by gas spring.

It has a wide range of accessories and complements that enable to comply with all needs of a hospital room have.



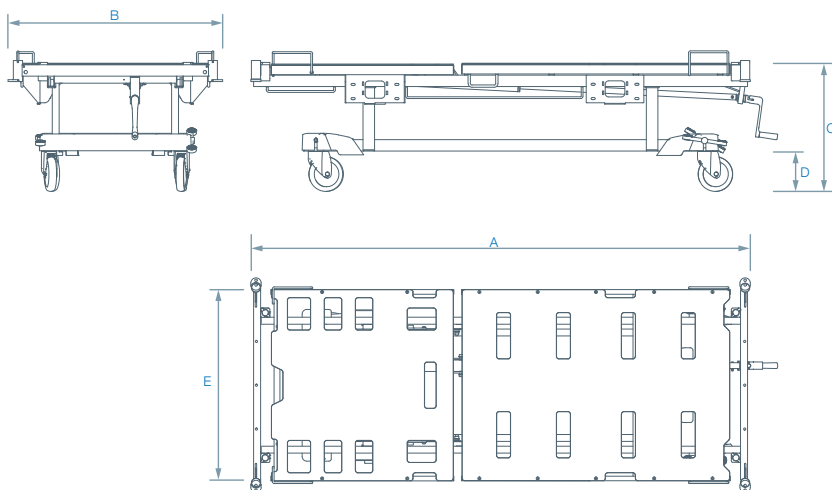
NewcareV1 Bed



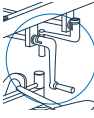



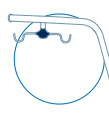
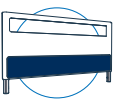
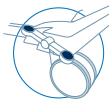

Technical information

Total length with headboard and footboard (A) *	2200 mm. \pm 10 mm.
Total width with rails (B)	970 mm. \pm 10 mm.
Bed base height (without mattress) (C)**	555 mm. \pm 10 mm.
Crane passing clearance height (D) **	170 mm.
Bed base section width (E)	830 mm.
Wheels diameter	150 mm.
Backrest tilting angle	$62^{\circ} \pm 5^{\circ}$
Bed base sections double regression	100 mm. \pm 10 mm.
Maximum patient weight (MPW)	185 kg.
Safety weight load (SWL)	230 kg.
Bed unladen weight	125 kg.

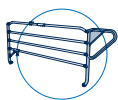


** This heights can vary \pm 40 mm. according to the bed configuration (wheels model, etc)



Standard

Controls	Protection	Transport	Wellness	Others	Accessories
 Screw	 Full length rails	 Integral simples \varnothing 150mm	 Bed base divided in 2 planes		 IV Pole
	 Removable headboard	 Brake pedal			 Trapeze bar

Optional

Controls	Protection	Transport	Wellness	Others
	 Side Rails		 Bed base divided in 4 planes	 Tilttable table
				 Tank holder
				 Balkan frame